

Ascentis











Digital Literacy Resource

SAMPLE





If you are an ESOL Centre - you can download from the ESOL Hub. For access to the full comprehensive resource please email hello@ascentis.co.uk

ESOL*

Unit 1. Using Devices and Handling Information – Nouns


Accessibility 		<p>Accessibility features help people use technology more easily. For example, reading and listening to a text at the same time, making the letter size bigger or changing the colour.</p>
Application 		<p>Software on your device that allows the person to carry out a task.</p>
Audio		<p>Audio is the sound that comes out of the device.</p>
Browser 		<p>A program that allows you to view web pages from your digital device.</p> <p>Common browsers include Chrome, Edge and Safari.</p> <div>    </div>

Unit 3. Communicating – Nouns

Blog		A type of website where someone regularly posts articles, opinions or other content on various topics.
Chat room		A space on the internet where a group of people can send each other messages.
Video call		<p>A call where two or more people can see, talk and listen at the same time.</p> <p><i>Video calls are used for meetings or discussions.</i></p>
Contact		Information about someone, like a phone number or email address.

Do You Know Your Icons?

An **icon** is a small symbol or picture that represents a series of instructions or programs.

ICON	Name / Function / Short Cut Command	ICON	Name / Function / Short Cut Command
	Save (Ctrl + S)	